

# MODULE 1A PART A: STUDENT FACTSHEET – THE BEEF INDUSTRY

## World Meat Facts and Figures

These figures are accurate according to data for 2021

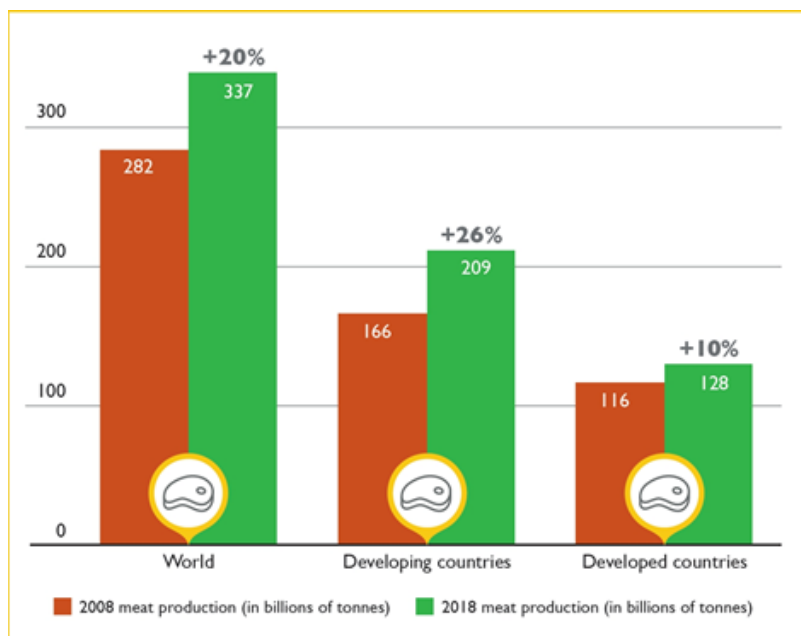
Beef accounts for 24% of the main meats that are produced in the World. It is third behind poultry and pork in popularity.

World meat production and trade

|                   | 2018                 | 2019         | 2020 (f)     | Y-O-Y change |
|-------------------|----------------------|--------------|--------------|--------------|
|                   | million tonnes (cwe) |              |              | %            |
| <b>Production</b> | <b>342.2</b>         | <b>338.9</b> | <b>333.0</b> | <b>-1.7%</b> |
| Bovine meat       | 71.5                 | 72.6         | 72.0         | -0.8%        |
| Poultry meat      | 127.3                | 133.6        | 136.8        | 2.4%         |
| Pig meat          | 120.9                | 109.8        | 101.0        | -8.0%        |
| Ovine meat        | 15.8                 | 16.0         | 16.2         | 0.9%         |
| <b>Trade</b>      | <b>33.8</b>          | <b>36.1</b>  | <b>37.0</b>  | <b>2.4%</b>  |
| Bovine meat       | 10.5                 | 11.2         | 11.1         | -1.0%        |
| Poultry meat      | 13.5                 | 13.9         | 13.8         | 0.3%         |
| Pig meat          | 8.4                  | 9.5          | 10.6         | 11.2%        |
| Ovine meat        | 1.0                  | 1.0          | 1.0          | -2.9%        |

Source: FAO

World's meat production in billions of tonnes

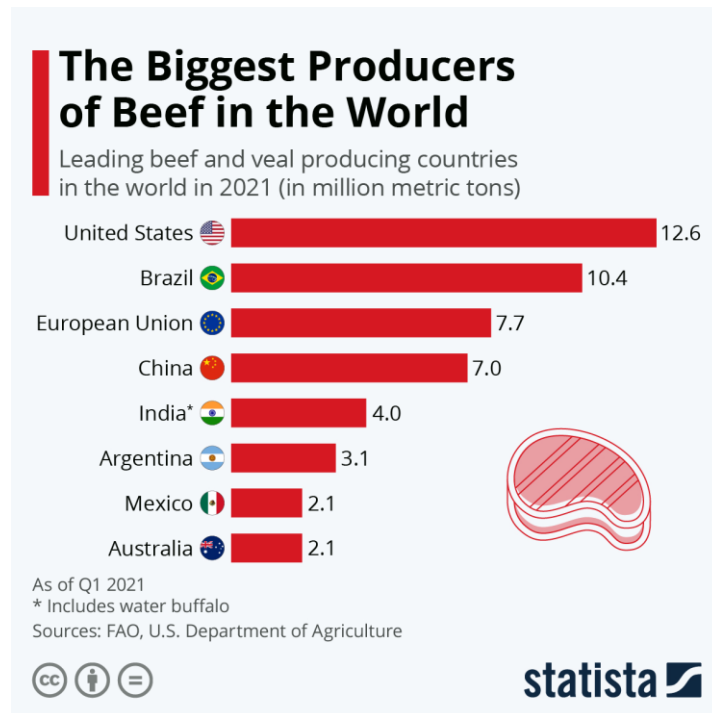


## Who are the largest producers of Beef in the World?

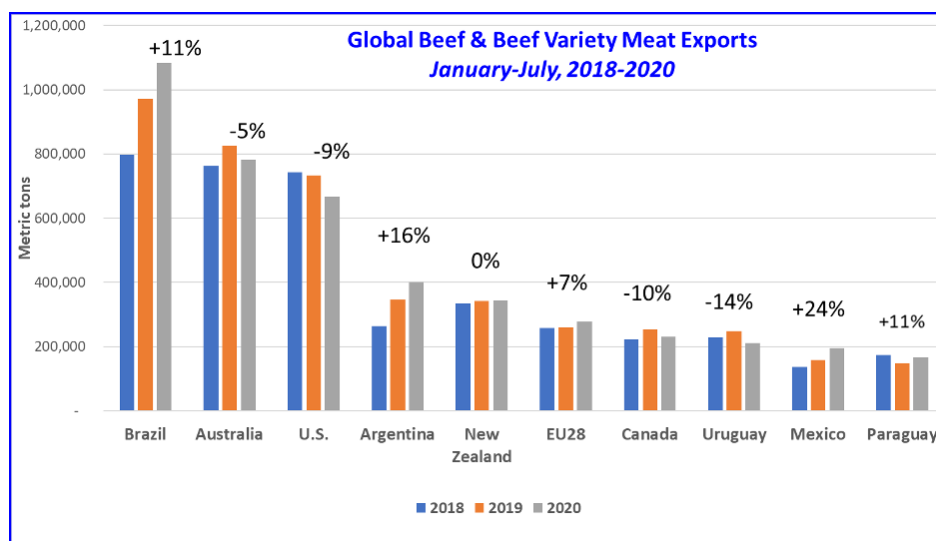
The United States was the largest producer of beef in the world in 2020 followed by Brazil & the European Union.

The United States, Brazil and the European Union accounted for roughly 50% of the world's beef production.

The United States alone accounted for roughly 20% of the world's beef production in 2020.



## Global Beef Exports



## Countries That Produce The Most Beef

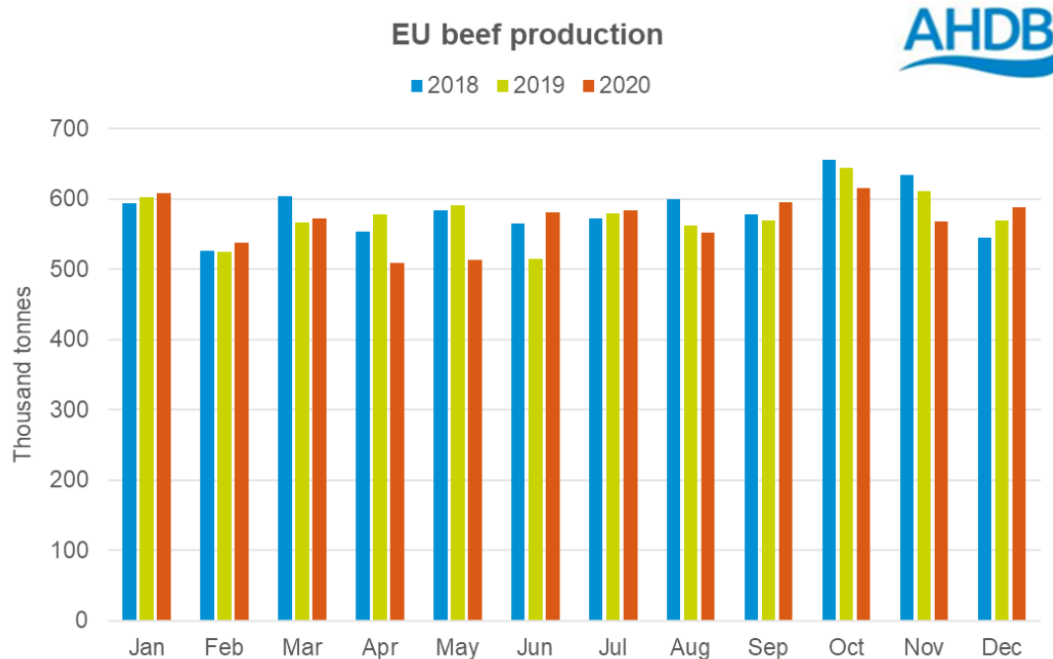
| World |                | 60,572,000 |            |
|-------|----------------|------------|------------|
| Rank  | Country        | 2020       | % Of World |
| 1     | United States  | 12,379,000 | 20.44%     |
| 2     | Brazil         | 10,100,000 | 16.67%     |
| 3     | European Union | 7,810,000  | 12.89%     |
| 4     | China          | 6,720,000  | 11.09%     |
| 5     | India          | 3,760,000  | 6.21%      |
| 6     | Argentina      | 3,230,000  | 5.33%      |
| 7     | Australia      | 2,123,000  | 3.50%      |
| 8     | Mexico         | 2,079,000  | 3.43%      |
| 9     | Pakistan       | 1,820,000  | 3.00%      |
| 10    | Russia         | 1,378,000  | 2.27%      |
| 11    | Canada         | 1,310,000  | 2.16%      |
| 12    | South Africa   | 950,000    | 1.57%      |
| 13    | Colombia       | 744,000    | 1.23%      |
| 14    | New Zealand    | 727,000    | 1.20%      |
| 15    | Paraguay       | 550,000    | 0.91%      |
| 16    | Kazakhstan     | 521,000    | 0.86%      |
| 17    | Uruguay        | 520,000    | 0.86%      |
| 18    | Japan          | 479,000    | 0.79%      |
| 19    | Egypt          | 367,000    | 0.61%      |
| 20    | Iran           | 350,000    | 0.58%      |
| 21    | Ukraine        | 350,000    | 0.58%      |
| 22    | Korea, South   | 287,000    | 0.47%      |
| 23    | Belarus        | 280,000    | 0.46%      |
| 24    | Vietnam        | 234,000    | 0.39%      |
| 25    | Chile          | 223,000    | 0.37%      |
| 26    | Nicaragua      | 185,000    | 0.31%      |
| 27    | Philippines    | 180,000    | 0.30%      |
| 28    | Algeria        | 150,000    | 0.25%      |
| 29    | Switzerland    | 145,000    | 0.24%      |
| 30    | Angola         | 95,000     | 0.16%      |
| 31    | Costa Rica     | 90,000     | 0.15%      |
| 32    | Israel         | 81,000     | 0.13%      |
| 33    | Guatemala      | 70,000     | 0.12%      |
| 34    | Dom. Republic  | 66,000     | 0.11%      |
| 35    | Honduras       | 60,000     | 0.10%      |
| 36    | Saudi Arabia   | 42,000     | 0.07%      |
| 37    | Jordan         | 25,000     | 0.04%      |
| 38    | Malaysia       | 25,000     | 0.04%      |
| 39    | UAE            | 18,000     | 0.03%      |
| 40    | El Salvador    | 17,000     | 0.03%      |

## World beef production

In 2020 the USA and Brazil accounted for over 36% of the total World production of Beef.

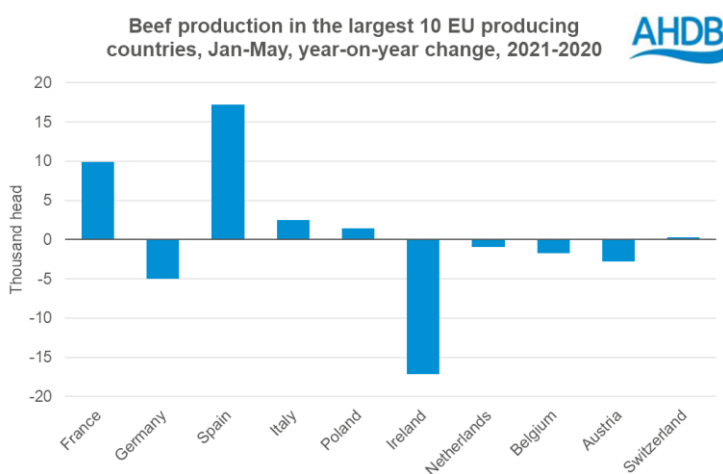
The European Union which in 2020 included the United Kingdom was third with nearly 13 %.

## European Union : Beef Production



Source: European Commission

## What are the trends in the EU?



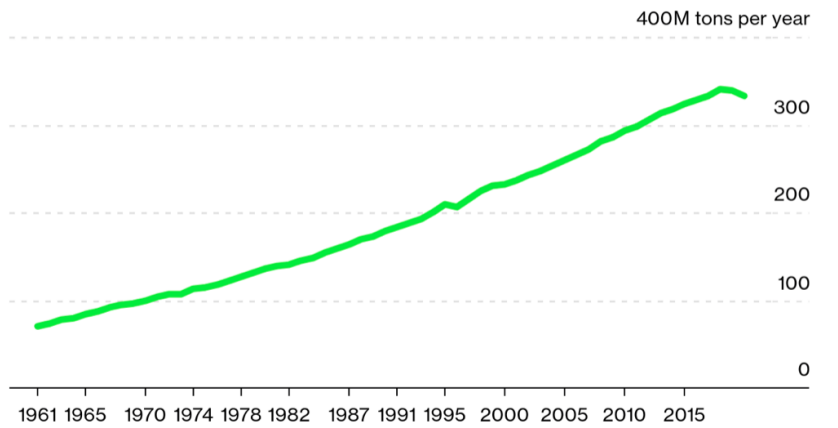
Source: European Commission

## WHAT IS THE FUTURE OF BEEF IN A WORLD CONTEXT?

According to the FAO meat production has for the first time taken a dip in production

### Meat, Peaked?

Global meat production



Source: Food and Agriculture Organization  
Note: 2019 estimate. 2020 forecast.

**Bloomberg Green**

Why are there concerns over the production and consumption of red meat especially beef?

- Environmental implications
- Health scares
- Sustainability issues
- Ethical issues
- The rise of vegetarianism/veganism